



PALADIN ENERGY LTD

Investor Presentation

August 2018



Disclaimer and Notes for JORC and NI 43-101 Mineral Resources and Ore Reserves

This presentation includes certain statements that may be deemed “forward-looking statements”. All statements in this presentation, other than statements of historical facts, that address future production, reserve or resource potential, exploration drilling, exploitation activities and events or developments that Paladin Energy Ltd (the “Company”) expects to occur, are forward-looking statements.

Although the Company believes the expectations expressed in such forward-looking statements are based on reasonable assumptions, such statements are not guarantees of future performance and actual results or developments may differ materially from those in the forward-looking statements. Factors that could cause actual results to differ materially from those in forward looking statements include market prices, exploitation and exploration successes, and continued availability of capital and financing and general economic, market or business conditions.

Investors are cautioned that any such statements are not guarantees of future performance and actual results or developments may differ materially from those projected in the forward-looking statements. Readers should not place undue reliance on forward-looking information. The Company does not assume any obligation to update or revise its forward-looking statements, whether as a result of new information, future events or otherwise.

In the following presentation, for those deposits that are reported as conforming to the Joint Ore Reserves Committee (JORC) 2004 or 2012 code, the terms Inferred Mineral Resources, Indicated Mineral Resources, Measured Mineral Resources, Ore Reserves, Proved Ore Reserves, Probable Ore Reserves and Competent Person are equivalent to the terms Inferred Mineral Resources, Indicated Mineral Resources, Measured Mineral Resources, Mineral Reserves, Proven Mineral Reserves, Probable Mineral Reserves and Qualified Person, respectively, used in Canadian National Instrument 43-101 (NI 43-101).

The technical information in this is extracted from the report entitled Paladin Energy Ltd 2018 Annual Report released on 28 August 2018 and is available to view on www.paladinenergy.com.au. The company confirms that it is not aware of any new information or data that materially affect the information included in the original announcement and, in the case of Mineral Resources or Ore Reserves, that all material assumptions and technical parameters underpinning the estimates in the relevant market announcement continue to apply and have not materially changed. The company confirms that the form and context in which the Competent Person’s findings are presented have not materially modified from the original market announcement.

Some of the information in this presentation, in relation to the mineral resources and ore reserves for all deposits except Langer Heinrich, Michelin, Jacques Lake and Manyingee was prepared and first disclosed under the JORC Code 2004. It has not been updated since to comply with JORC Code 2012 on the basis that the information that the estimates are derived from has not materially changed since it was last reported.



What differentiates Paladin from other uranium producers?

PALADIN

A GLOBAL URANIUM LEADER AND PROVEN PRODUCER

OWNS LANGER HEINRICH, A STRATEGIC TIER ONE MINE

IMPROVED BALANCE SHEET STRENGTH AND FLEXIBILITY

BEST SENIOR LEVERAGE TO URANIUM UPSIDE



What differentiates Paladin from other uranium opportunities?

Strategic portfolio of developed mines and projects, with unsurpassed uranium price leverage

- Two mines available for re-start (~7Mlbpa idle capacity)
 - Lead time and capital associated with a re-start to bring back into production less vs new project
- Langer Heinrich a Tier 1 uranium asset
 - Low cost
 - Long mine life, 123 Mlbs resource base (incl. stockpiles)
 - Studies initiated to optimize future production
- Exploration portfolio – large (>300Mlb¹) & globally diversified

¹Measured, indicated and inferred resources for the Michelin, Mount Isa and Manyingee Projects (including Carley Bore) on a 100% Project basis



Paladin Status

Better positioned to survive current low uranium prices and capitalise on an increased uranium price

- Balance sheet recapitalised – significant debt reduction (was US\$739M now US\$115M 2023 PIK Senior Secured Note – Jan. 2018)
- Newly appointed Board - February 2018
- Newly appointed CEO - July 2018
- LHM placed on care and maintenance to preserve a Tier 1 resource base:
 - Value maximized by reducing cash burn
- All non-essential corporate spending ceased
- Cash resources sufficient to fund ongoing activity



Capital Structure and Major Shareholders

Rotation from bondholders into natural equity holders continues

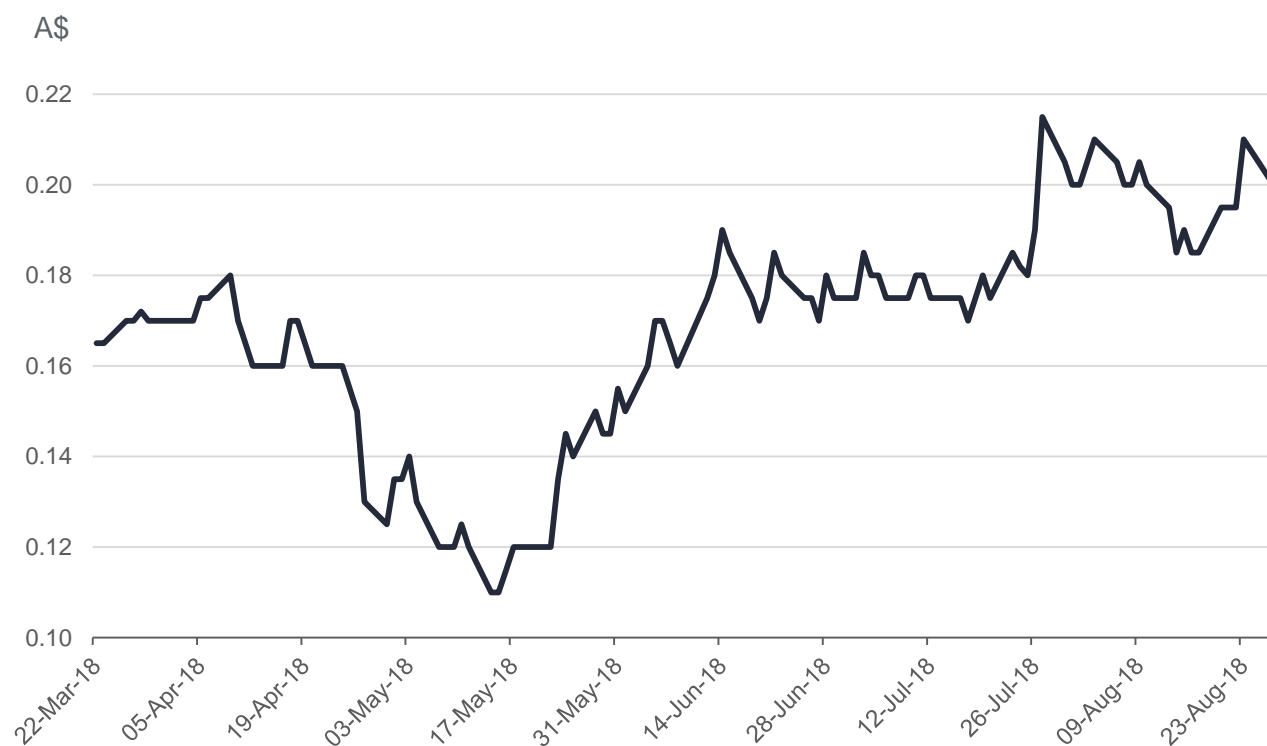
Capital structure

Shares Outstanding	1.713Bn
Share price A\$	19.5c
Market capitalisation A\$	334M
Market capitalisation US\$ ¹	245M
Cash US\$ ²	50M
Debt US\$ ³	120M
Enterprise value US\$	315M

Major shareholders⁴

Tembo	13.1%
Paradise Investment Management	9.9%
Value Partners	8.9%
HOPU	7.0%
RBC	6.0%
China Investment Corporation	5.6%
JPMorgan	5.6%

Recent share price (since re-listing on ASX)



¹ AUD/USD 0.73319

² As at 30 June 2018 – of the US\$50M cash balance, US\$11M is restricted cash

³ As at 30 June 2018 – US\$115M Notes plus US\$5M accrued interest

⁴ As at 31 July 2018



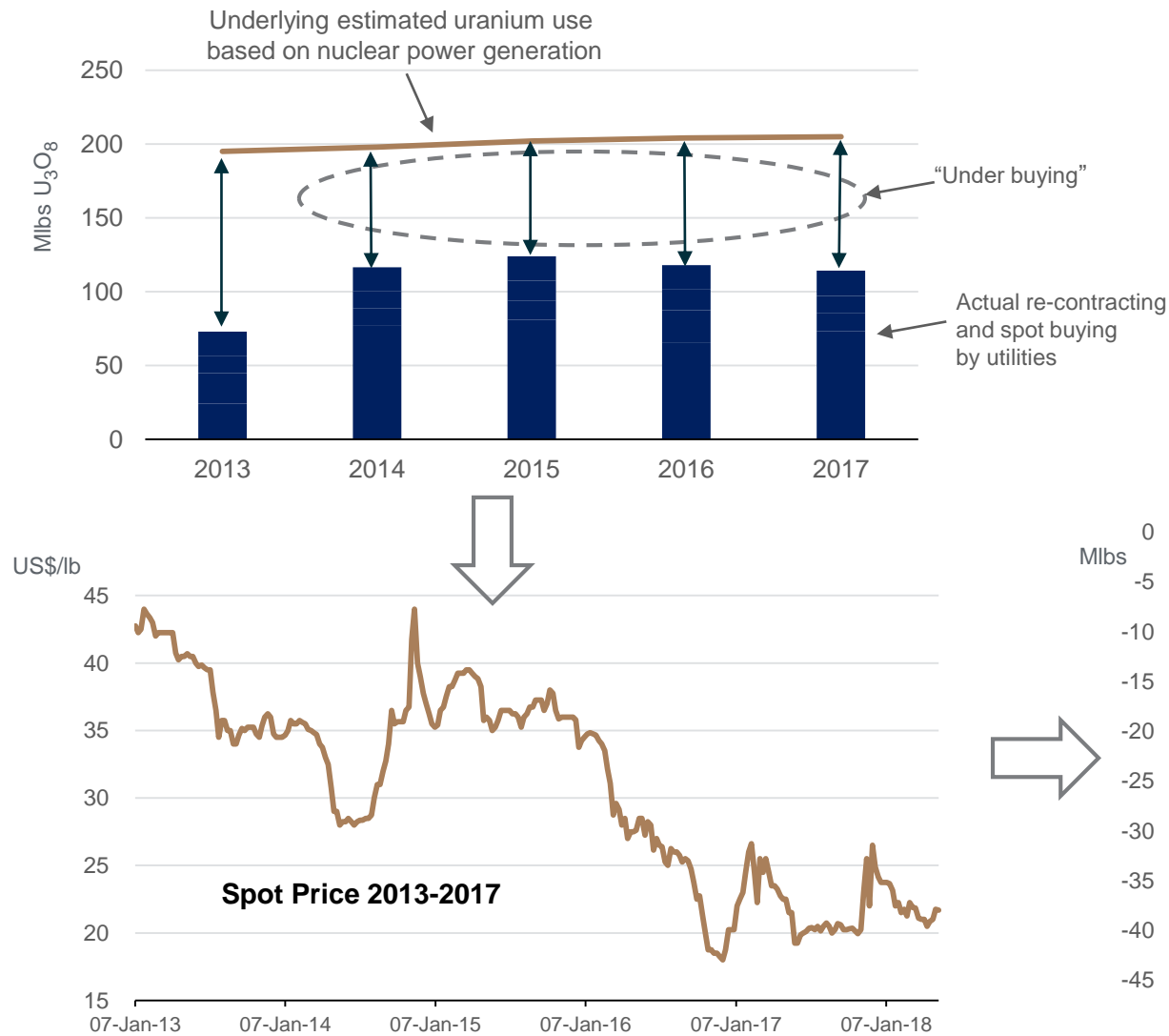
Key Activities Underway

Ready to mobilise when uranium prices increase

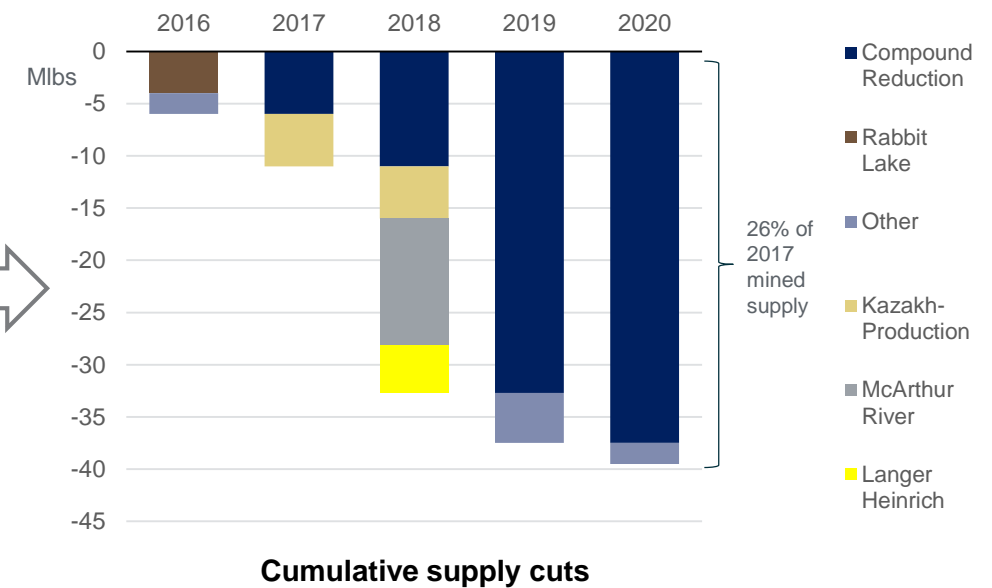
- Operational Review of Langer Heinrich Mine
 - Optimisation studies – increased efficiencies, beneficiation and reduced operating cost
 - Assess production capacity/Life of mine alternatives – maximize IRR
 - Prepare the asset, ready for restart
- Operational Review of Kayelekera Mine
 - Review and enhance previous restart study
 - Focus on optimisation – leverage off work to be completed on LHM where possible
 - Prepare the asset, ready for restart
- Exploration portfolio review
 - Spend limited to minimum expenditure required to maintain tenements
 - Strategic alignment



The Uranium story is compelling and timing is right



- Spot uranium prices are at a 13-year low
- Growth in China, India and elsewhere means the nuclear power industry is consuming more uranium than pre-Fukushima and growing
- Utilities are “under buying” at an average rate of c. 80Mlbs less per year than consumption – running down stockpiles and contract positions put in place pre-Fukushima when European and U.S. utilities worried about market tightness due to rapid China growth
- Mined supply is being rapidly cut back





It's all about Supply.... Uranium prices higher for longer?

Becoming increasingly difficult for uranium supply to respond to future uranium price rises in a realistic timeframe

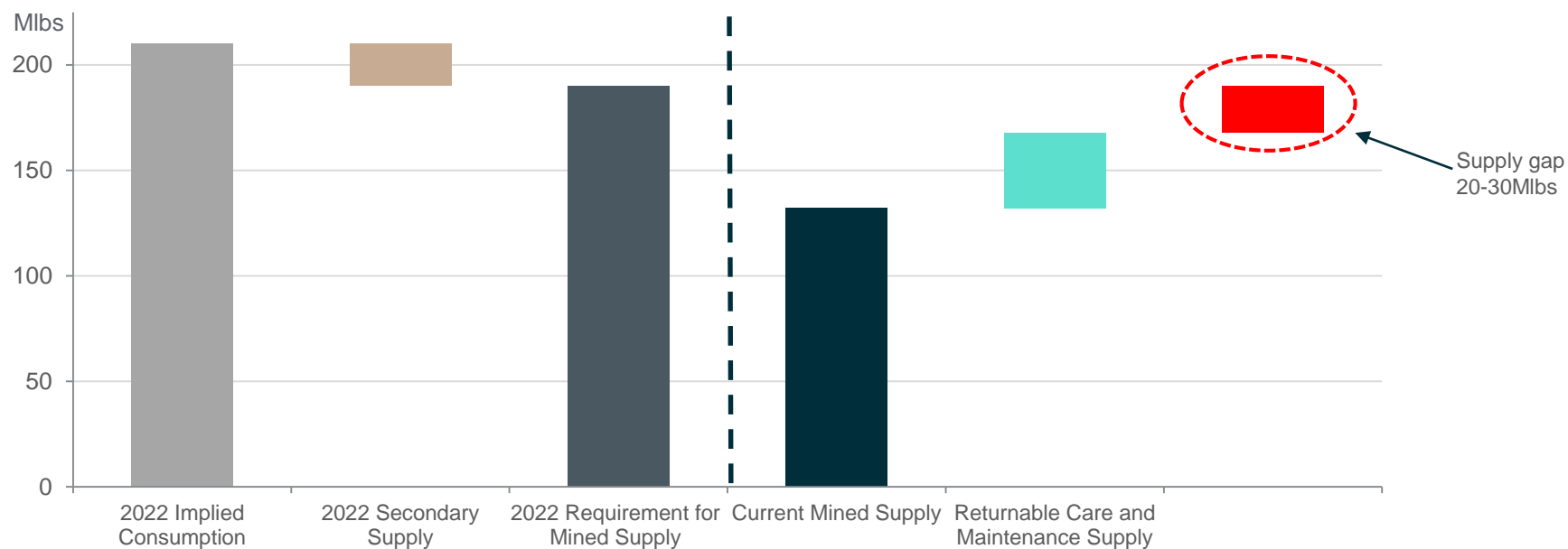
- +30Mlbs taken out of the market in recent years
- Significant decrease in exploration spend since Fukushima
- New Project Development timelines stretched:
 - Majority are still very much in the early stages of development
 - Require significantly higher uranium price
 - Production from new mines will be many years after required uranium price threshold
 - Permitting uncertainty
- Mines currently on care and maintenance will take some years to restart – not all will restart
- Global mine supply now structurally impaired and unable to respond in time to price increases
- When long-term contracting returns to historical levels, enrichment tails will increase, reducing the contribution of secondaries to the market
- Supply shock impact exacerbated by US utilities reluctance to contract whilst s232 petition unresolved – final decision up to 12 months away



The supply demand equation could look like this



- At the current rate of “under buying” utilities will be at “zero” discretionary inventories before 2022 – buying will need to equalise with consumption before then
- Care and maintenance supply can generally come back online if prices lift to US\$40-60/lb range (i.e. 1.5-2.5 x current price levels)
- However!: The industry also needs additional new growth from mining before 2022 – this requires incentive prices of US\$60-80/lb (i.e. 2-3 x current price levels)
- In reality, the downtrend has been so long and deep, it will be difficult for the industry to meet medium term demand and conditions are in place for an “overshoot”





Langer Heinrich A Strategic Tier One Mine

First Quartile

All-in Cash Cost¹

Lowest cost open-pit mine globally¹

Top 10 Uranium Mine by Production²

4th largest open-pit

+20 Year Mine Life³

43.4Mlb

Cumulative production



Mineral Resources depleted to 30 th June 2018			
Class	Tonnes Mt	Grade ppm	U ₃ O ₈ Mlb
Measured	60.7	513	68.72
Indicated	21.5	459	21.72
Total M+I	82.2	499	90.44
Inferred	8.7	468	8.98
Stockpiles	30.8	354	24.04
Mineral Reserves depleted to 30 th June 2018			
Class	Tonnes Mt	Grade ppm	U ₃ O ₈ Mlb
Proved	42.0	524	48.49
Probable	13.1	484	14.04
Stockpiles	30.8	354	24.04
Total	85.9	457	86.57

Source:

1. UxC Uranium Production Cost Study – August 2017

2. TradeTech Uranium Market Study – 2017: Issue 3 (based on 2016 production)

3. At current processing rates



Langer Heinrich Mine – Care and Maintenance Update

Care and maintenance makes the most sense to preserve our strategic tier one resource for higher uranium prices

- To reduce cash operating costs, Langer Heinrich ceased physical mining in November 2016 maintaining processing feed from medium grade ore stockpiles
- In May 2018, Paladin announced Langer Heinrich would be placed on care and maintenance
- Strategic decision to preserve the asset
- Run-down phase expected to be complete by September 2018
- Unique opportunity to review a number of optimisation projects to ensure the mine will restart in the most efficient and competitive state
- Given Langer Heinrich's relatively low cash cost of production and working capital requirement to unwind care and maintenance, the mine should be one of the first global producers to return to production once the uranium price recovery commences





Langer Heinrich Mine - Future Optimisation Potential

Innovation to be worked on during care and maintenance to re-envision LHM as an even lower cost operator for its return to production

Back-end Upgrade Project (BUP)

- The BUP will utilise the existing Langer Heinrich Mine process across the Beneficiation, Leach, CCD and TSF areas with relatively minor changes
- The PLS to be treated via a substantially new process that has been divided into the following process areas:
 - PLS concentration;
 - Vanadium precipitation;
 - Uranium precipitation;
 - Causticisation & carbonation;
 - Crystallisation;
 - Vanadium refinery; and
 - Uranium refinery
- BUP has completed the R&D phase with material benefits identified across the operations including:
 - Potential to reduce process cost by US\$4-5/lb
 - Vanadium produced as a by-product for sale
 - Process more stable and operability improved
- Potential implementation period of 2 years and a capital payback period of 12 -18 months

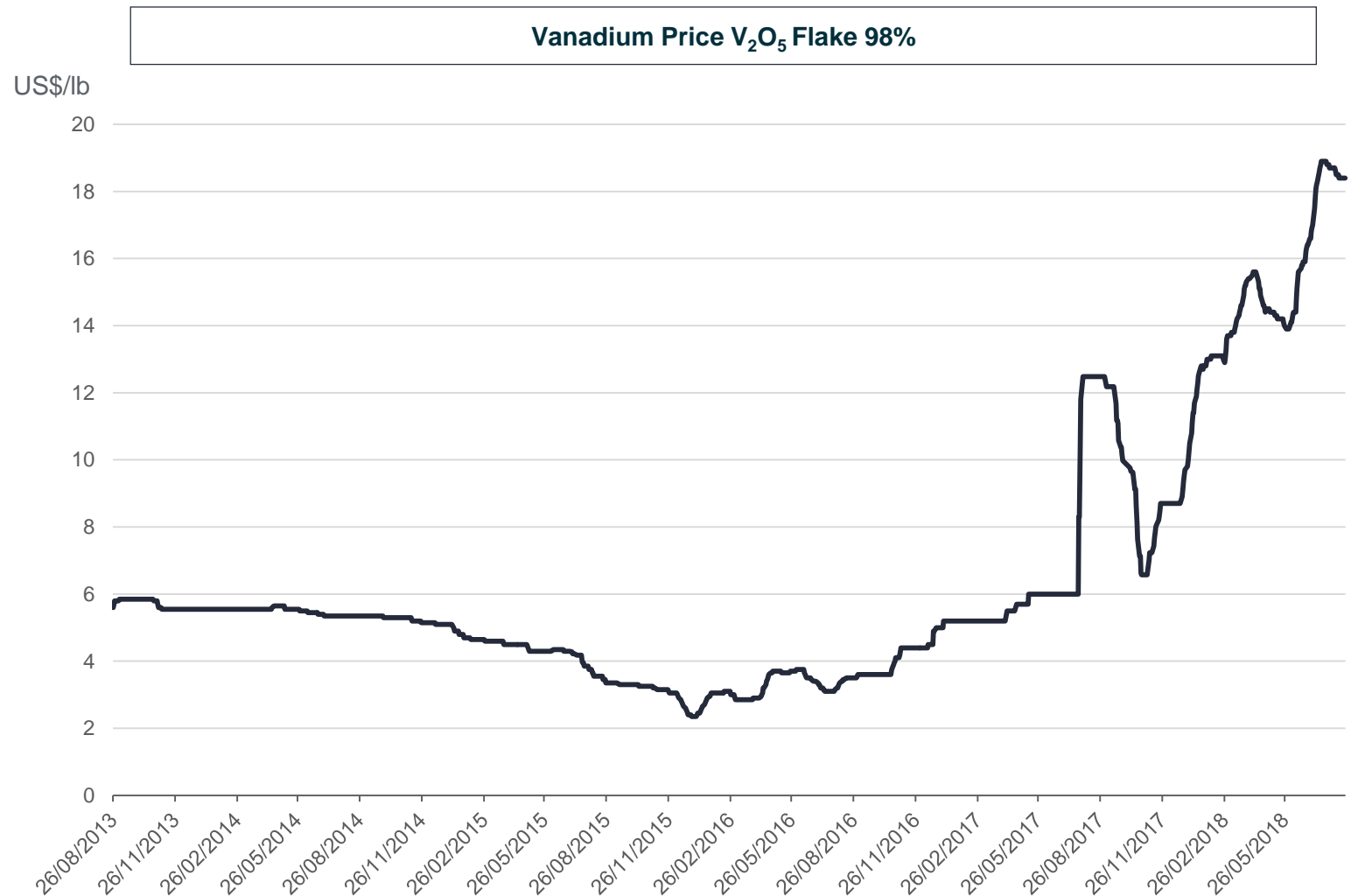
U-pgrade

- Marenica Energy Ltd has performed initial test work and proceeded to calculate the possible benefit to LHU of feeding the currently uneconomical low grade ore into an upgrade plant. Preliminary results are positive
- The **U-pgrade**™ process uses mineralogical data to determine a processing route to reject a low grade stream, leaving a high grade product for further processing
- Initial study and test work completed for a 3Mt p.a. (avg grade of 325ppm) **U-pgrade**™ plant to co-process low grade material
- Potential to increase production by 1.5-1.8Mlb p.a. and reduce average costs by US\$1-2/lb



Vanadium Opportunity

- Opportunity to produce Vanadium at LHM
- By-product not waste product
- Significant price increase due to usage within vanadium redox flow batteries
- Future demand is expected to rise due to supply constraints





Kaylekera Mine - Ready Built With Proven Operating Status

Developed mine on care and maintenance

*Fully built mine commissioned in
2008 with 3.3Mlbpa capacity*

**Restart implementation plan
under preparation incorporating
optimised economics**

**>5 Year Remaining
Mine Life¹**

10.9Mlb

*Production before being placed on care and
maintenance in 2014*



1. Based on 14Mlb reserve at 30 June 2018



Kayelekera Mine – Care and Maintenance

Care and maintenance made the most economic sense to preserve the asset for higher uranium prices

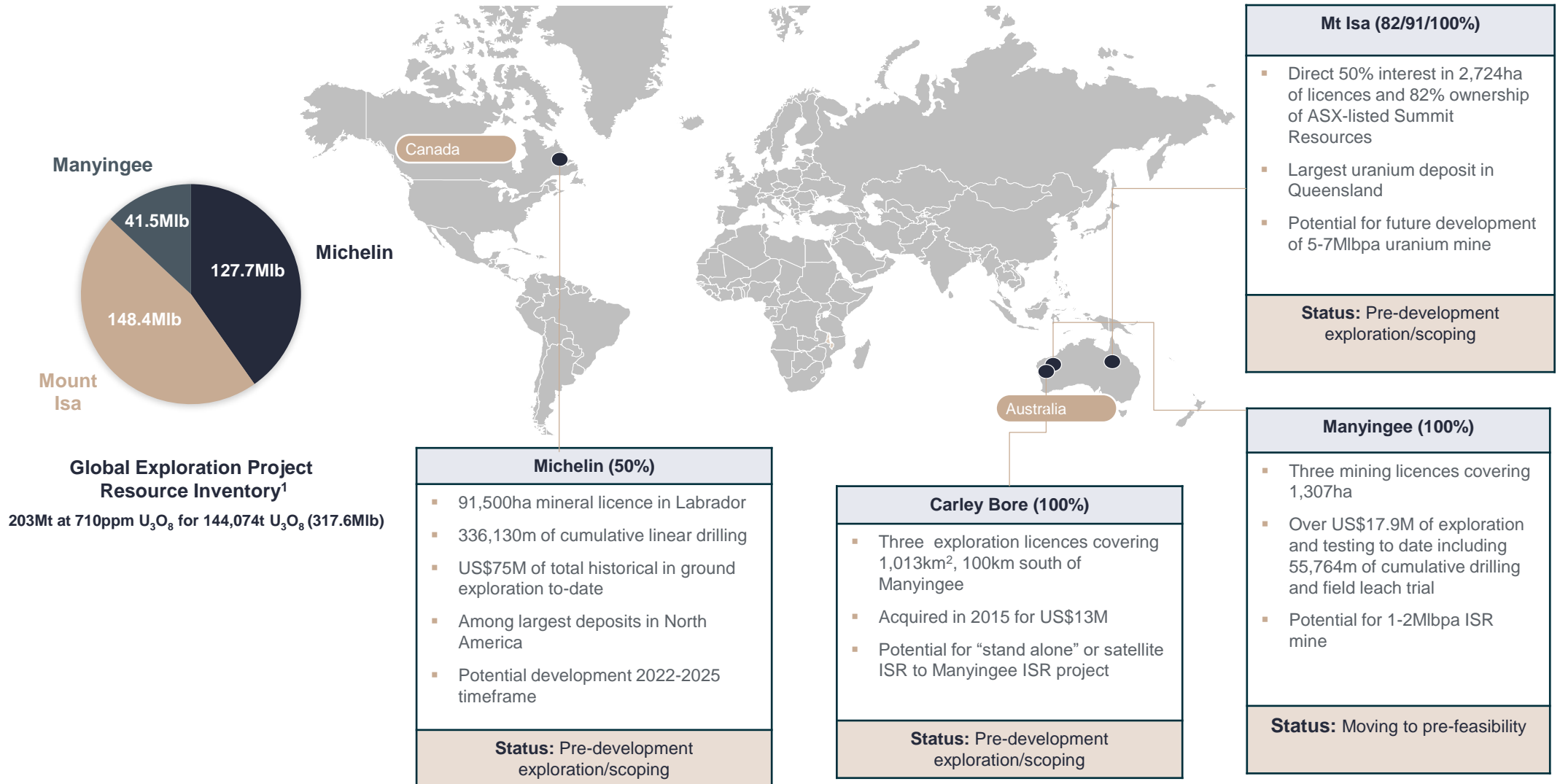
- Kayelekera was placed on care and maintenance in 2014 due to the consistently low spot uranium prices
- Since this time Paladin has continued to treat water and now maintains a stable ready to start site
- Work continues on ways to reduce costs including power costs
- A restart study was completed in 2016. Current state of care and maintenance across both sites will provide the opportunity to dedicate additional resources to refining this restart
- Optimisation studies at Langer Heinrich will also be assessed for the potential application at Kayelekera
- New site manager appointed with a focus on preparing and assessing alternatives for restart





Paladin has a quality global suite of exploration and development assets

Our fully built capacity plus large pipeline provides unique growth potential



¹Measured, indicated and inferred resources for the Michelin, Mount Isa and Manyingee Projects (including Carley Bore) on a 100% Project basis



We have greatly reduced our costs to preserve our cash on C & M...

Sufficient cash to fund operations into the future

Exploration

- Exploration costs will reflect the work required to meet minimum tenement commitments
- Includes 100% spend for the Michelin Project

~ US\$1.5Mpa

Corporate Costs

- All non-essential expenditure continues to be reduced
- No change to recently reduced corporate staffing levels
- Does not include spend for optimisation/restart studies

~ US\$4.0Mpa

LHM Care and Maintenance Costs

- Predominant costs associated with staffing
- Costs will continue to be scrutinised without compromising the asset

~ US\$3.5Mpa

KM Care and Maintenance Costs

- Predominant costs associated with power and water treatment (c.US\$3.1M)
- Higher than expected rainfall can result in increased power costs for water treatment

~ US\$5.0Mpa

Total Ongoing Annual Costs

~ US\$14Mpa



PRESERVE THE VALUE OF STRATEGIC TIER ONE LHM THROUGH CARE AND MAINTENANCE AND CONTINUED DEVELOPMENT OF OPTIMISATION INITIATIVES

MAINTAIN KM AND EXPLORATION ON A MINIMAL EXPENDITURE, CARE AND MAINTENANCE BASIS

MINIMISE CORPORATE AND ADMINISTRATIVE COSTS

PREPARE FOR GROWTH



Paladin Energy Ltd – Contact Details

Head Office

Level 4, 502 Hay Street
Subiaco Western Australia 6008
PO Box 201, Subiaco
Western Australia 6904

Telephone: +61 (0) 8 9381 4366

Facsimile: +61 (0) 8 9381 4978

Email: paladin@paladinenergy.com.au

Website: www.paladinenergy.com.au

Investor Relations

Andrew Mirco

Telephone: +61 (0) 8 9423 8162

Mobile: +61-409-087-171



Paladin Energy Ltd

Additional Information



Board of Directors

Mr Rick Crabb

B. Juris (Hons), LLB, MBA,
FAICD

Non-executive Chairman

- Mr Crabb is a solicitor by background and was a partner in Perth firms Robinson Cox (now Clayton Utz) and Blakiston & Crabb (now Gilbert & Tobin).
- He has over 25 years experience specialising in mining, corporate and commercial law, advising multinational and Australian companies in relation to numerous project developments in Australia, Asia and Africa.
- He is also chairman of Eagle Mountain Mining Limited, director of Thundelarra Limited and was previously chairman of Golden Rim Resources Ltd, Otto Energy Ltd and Lepidico Ltd (formerly Platypus Minerals Ltd).

Mr David Riekie

BEcon, Dip Acc, MAICD, CA

Independent Non-executive Director

- Mr Riekie has operated in a variety of counties globally and throughout Africa; notably Namibia and Tanzania. David is Managing Director of junior explorer MetalsTech Limited. David has throughout his career provided corporate, strategic and compliance services.
- Additional experiences were been gained during his time as a corporate reconstruction specialist with Price Waterhouse. David has overseen, exploration and resource development, scoping and feasibility studies, production, optimisation and rehabilitation initiatives.
- Mr Riekie has special interest in the energy and energy storage sector, primarily through energy storage minerals and commodities with specific knowledge of uranium (Uranio Limited), oil and gas (Hawkley Oil and Gas), graphite (Battery Minerals Limited) and cobalt (MetalsTech Limited).

Mr Daniel Harris

BSc

Independent Non-executive Director

- Mr Harris is a seasoned and highly experienced mining executive and director and has most recently held the role of interim CEO and Managing Director of ASX listed Atlas Iron Ltd. Daniel remains a Director to the Atlas Iron Board.
- Mr Harris has been involved in all aspects of the industry for over 37 years and held both COO and CEO positions in Atlantic Ltd.
- Mr Harris is also the former Vice President of EVRAZ Plc, responsible for their global vanadium business. EVRAZ plc is a £4.2 billion publicly traded steel, mining and vanadium business with operations in the Russian Federation, Ukraine, Europe, USA, Canada and South Africa.
- Mr Harris is also a Director Australian Vanadium Ltd, a consultant and member of the Advisory Board of Black Rock Metals. Mr Harris is the Chief Advisor to the Board of Directors of Queensland Energy Minerals.

Mr John Hodder

BSc, BCom, MBA

Non-executive Director

- Mr Hodder is a Geologist by background and spent ten years in the mining and oil and gas industries before completing a MBA at London Business School. John established the Commonwealth Development Corporation (CDC) mining, oil and gas investment department in 1995 and was responsible for its investment activities for some eight years.
- Mr Hodder has served as a director of a number of junior mining companies and has significant experience of operating and investing in Africa. John also worked at Suncorp and Solaris as a Fund Manager focusing on the resources sector managing an index-linked natural resource portfolio of ~AUD\$1.25bn. In 2014 John was one of three principals who established Tembo Capital a mining focused private equity fund.



Senior Management

Mr Scott Sullivan

BEng, MBA

Chief Executive Officer

- Mr Sullivan brings 30 years of diversified mining experience to Paladin, across multiple commodities and projects domestically and internationally. His experience spans strategic planning in mines and smelters; feasibilities; commissioning; mine expansion and restructuring; mine, port and rail infrastructure; project management; sustainability and government and has a strong emphasis on operational optimisation.
- He was most recently General Manager of Newcrest's large and complex Telfer gold-copper mine in the Pilbara Western Australia. Prior roles include CEO and Managing Director roles with ASX-listed companies centered in West Africa and the US and Asset President of NSW Energy Coal at BHP Billiton, being directly responsible for the operation and rapid expansion of one of Australia's iconic and highest producing coal mines, Mt Arthur, along with the Caroon Coal project and BHPB's share in the NCIG port infrastructure in Newcastle. Mr Sullivan was also GM of the Wambo Coal OC and UG operations in the Hunter Valley with Peabody Energy and successfully commissioned the UG mine to be one of the most productive thin seam Long Wall mines in the world.
- Mr Sullivan is a Fellow of the Australian Institute of Mining and Metallurgy (FAusIMM) and Graduate of the Australian Institute of Company Directors (GAICD).

Mr Craig Barnes

BCom, BCom (Hons), CA

Chief Financial Officer

- Mr Barnes is a chartered accountant with more than 20 years of experience in senior finance and financial management within the mining industry and previously the financial services industry. Before joining Paladin, Craig held the position of Chief Financial Officer of DRDGOLD Limited and its affiliated subsidiaries for 7 years after initially joining the company as the Group Financial Controller. Prior to that, he was the Head of Financial Reporting at Liberty Life Limited. Craig has considerable experience in project financing, mergers and acquisitions and implementation of accounting controls and systems.

Mr Andrew Mirco

BCom, GradDip Inv&Fin

*General Manager
Corporate Development &
Investor Relations*

- Mr Mirco has over 25 years of corporate experience in banking, oil & gas and mining, across a range of finance roles. Prior to joining Paladin he worked for Woodside Energy Ltd for over 12 years in a range of treasury roles and prior to this with the ANZ Banking Group.
- Mr Mirco has comprehensive treasury knowledge and experience in capital market raisings including equity, bonds and convertible bonds, bank debt and ECA/project financing, commodity and currency hedging, insurance and enterprise risk management. He also has a extensive commercial skills including, strategy formulation and execution as applied to mergers and acquisitions, divestments, joint venture agreements, royalty agreements and industry alliances.



Mineral Resources

Resource and Reserve Tables

30-Jun-18

M tonnes grade % U₃O₈ Mlb U₃O₈ Paladin Ownership %

Canada

Measured	Michelin	17.62	0.097	37.6	50
	Rainbow	0.21	0.092	0.4	50
Indicated	Gear	0.35	0.077	0.6	50
	Inda	1.2	0.069	1.8	50
	Jacques Lake	12.96	0.063	18.0	50
	Michelin	20.65	0.098	44.6	50
	Nash	0.68	0.083	1.2	50
	Rainbow	0.76	0.086	1.4	50
Inferred	Gear	0.3	0.093	0.6	50
	Inda	3.26	0.067	4.8	50
	Jacques Lake	3.61	0.055	4.4	50
	Michelin	4.54	0.099	9.9	50
	Nash	0.51	0.072	0.8	50
	Rainbow	0.91	0.082	1.6	50
Total Canada		67.56	0.086	127.7	

Malawi

Measured	Kayelekera	0.74	0.101	1.7	85
Indicated	Kayelekera	12.71	0.070	19.6	85
Inferred	Kayelekera	5.35	0.062	7.4	85
Stockpiles	Kayelekera	1.59	0.076	2.6	85
Total Malawi		20.39	0.070	31.3	

Namibia

Measured	Langer Heinrich	60.71	0.051	68.7	75
Indicated	Langer Heinrich	21.48	0.046	21.7	75
Inferred	Langer Heinrich	8.70	0.047	9.0	75
Stockpiles	Langer Heinrich	30.78	0.035	24.0	75
Total Namibia		121.67	0.046	123.5	

Australia

Measured	Valhalla	16.02	0.082	28.9	91
Indicated	Andersons	1.4	0.145	4.6	82
	Bikini	5.77	0.050	6.3	82
	Duke Batman	0.53	0.137	1.6	100
	Odin	8.2	0.055	10.0	91
	Skal	14.3	0.064	20.2	91
	Valhalla	18.64	0.084	34.5	91
	Carley Bore	5.4	0.042	5.0	100
	Manyingee	8.37	0.085	15.7	100
	Andersons	0.1	0.164	0.4	82
	Bikini	6.7	0.049	7.3	82
Inferred	Duke Batman	0.29	0.110	0.7	100
	Honey Pot	2.56	0.070	4.0	100
	Mirrioola	2	0.056	2.5	82
	Odin	5.8	0.059	7.6	91
	Skal	1.4	0.052	1.6	91
	Valhalla	9.1	0.064	12.8	91
	Watta	5.6	0.040	5.0	82
	Warwai	0.4	0.036	0.3	82
	Carley Bore	17.4	0.028	10.6	100
	Manyingee	5.41	0.085	10.2	100
Total Australia		135.39	0.064	189.9	

Global Total

345.01 0.062 472.3

30-Jun-18

Ore Reserves M tonnes grade % U₃O₈ Mlb U₃O₈ Paladin Ownership %

Malawi

Proven	Kayelekera	0.39	0.117	1.0	85
Probable	Kayelekera	5.34	0.088	10.4	85
Stockpiles	Kayelekera	1.59	0.076	2.6	85
Kayelekera Total		7.32	0.087	14.0	

Namibia

Proven	Langer Heinrich	41.97	0.052	48.5	75
Probable	Langer Heinrich	13.14	0.048	14.0	75
Stockpiles	Langer Heinrich	30.78	0.035	24.0	75
Langer Heinrich Total		85.89	0.046	86.6	